





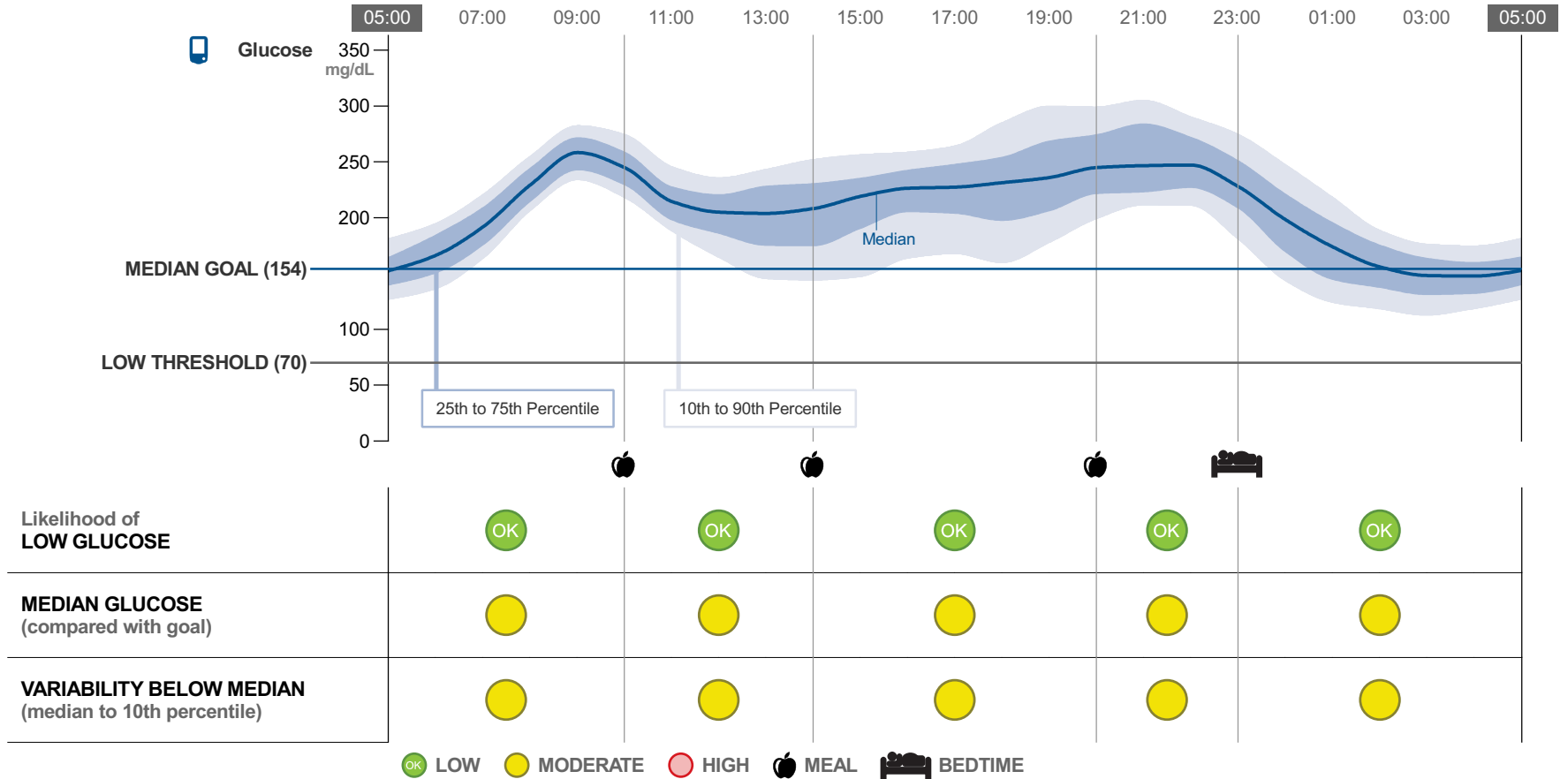
# Glucose Pattern Insights

14 March 2016 - 28 March 2016 (15 days)

LOW-GLUCOSE ALLOWANCE SETTING: Medium

MEDIAN GOAL SETTING: 154 mg/dL (A1c: 7.0% or 53 mmol/mol)

Estimated A1c **8.8% or 73 mmol/mol**



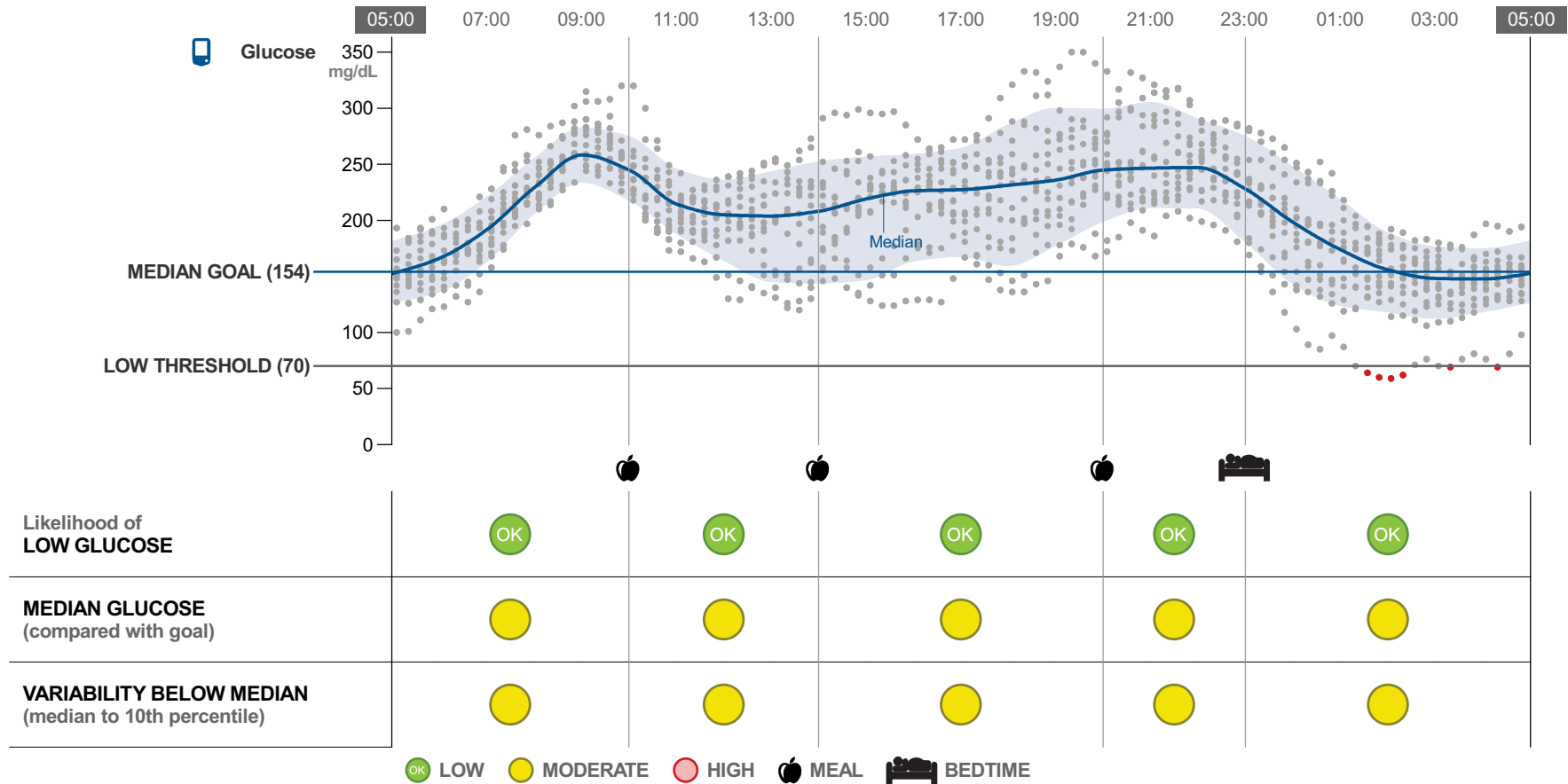
# Glucose Pattern Insights (with glucose readings)

14 March 2016 - 28 March 2016 (15 days)

LOW-GLUCOSE ALLOWANCE SETTING: Medium

MEDIAN GOAL SETTING: 154 mg/dL (A1c: 7.0% or 53 mmol/mol)

**Estimated A1c 8.8% or 73 mmol/mol**

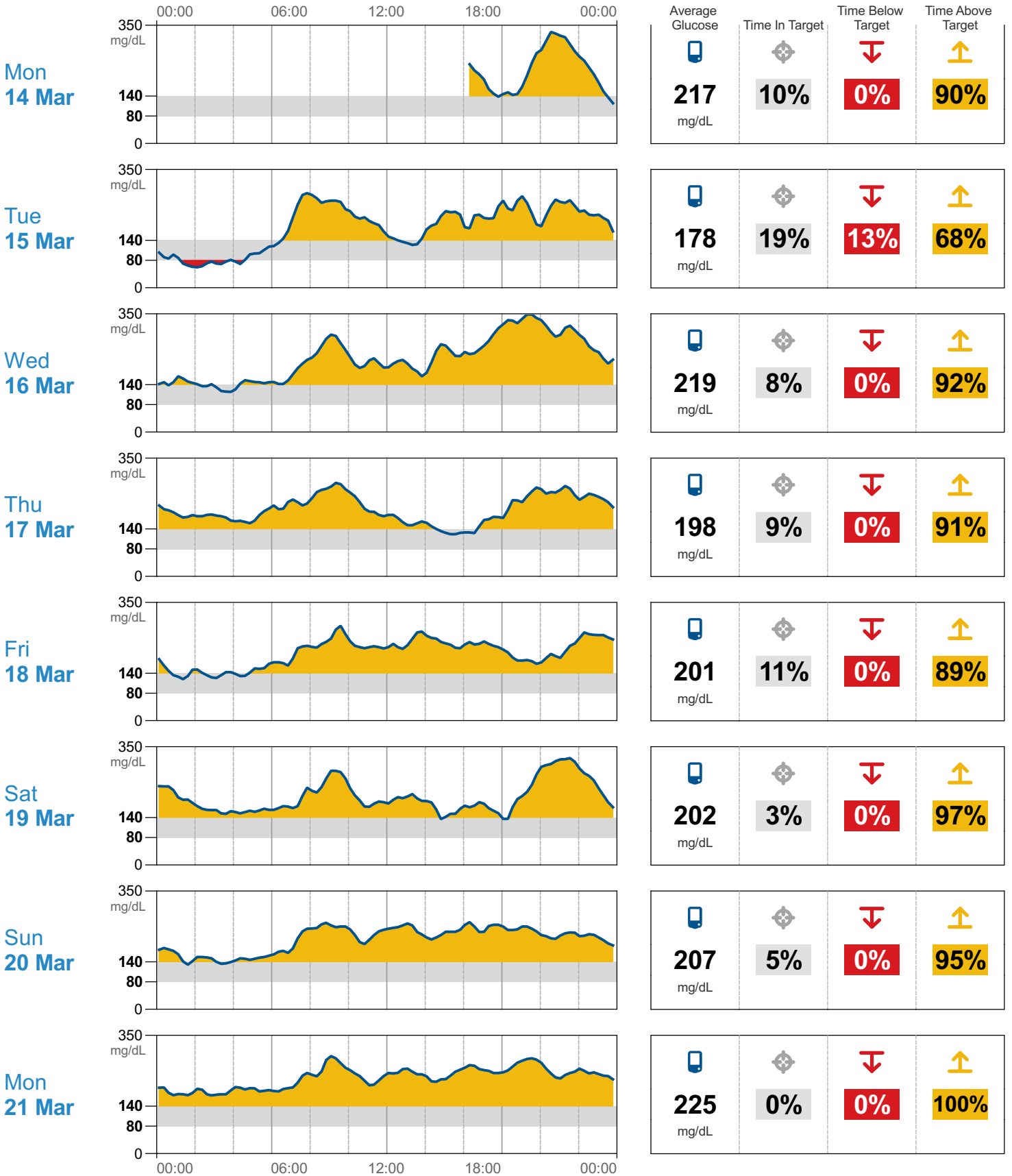


# Daily Glucose Summary

14 March 2016 - 28 March 2016 (15 days)



## Glucose



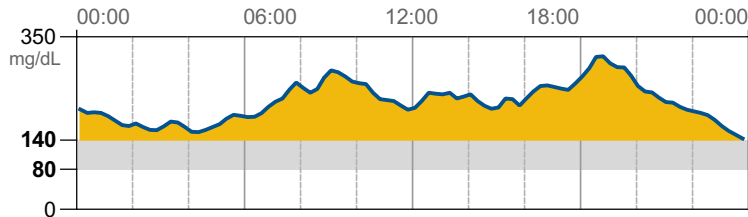


# Daily Glucose Summary

14 March 2016 - 28 March 2016 (15 days)

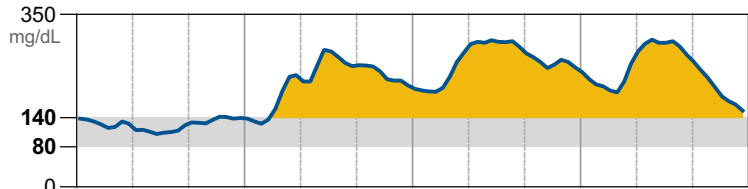
## Glucose

Tue  
22 Mar



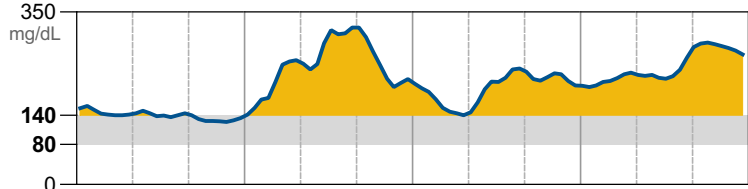
Average Glucose	Time In Target	Time Below Target	Time Above Target
<b>218</b> mg/dL	<b>0%</b>	<b>0%</b>	<b>100%</b>

Wed  
23 Mar



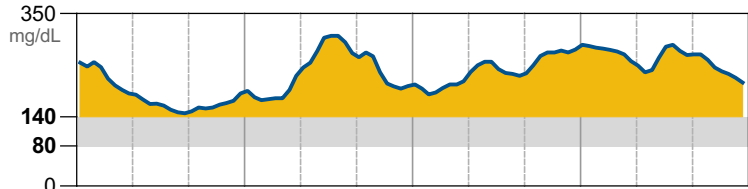
Average Glucose	Time In Target	Time Below Target	Time Above Target
<b>208</b> mg/dL	<b>27%</b>	<b>0%</b>	<b>73%</b>

Thu  
24 Mar



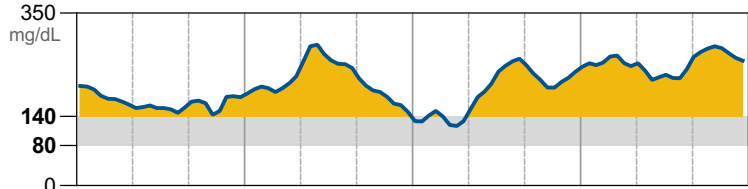
Average Glucose	Time In Target	Time Below Target	Time Above Target
<b>204</b> mg/dL	<b>16%</b>	<b>0%</b>	<b>84%</b>

Fri  
25 Mar



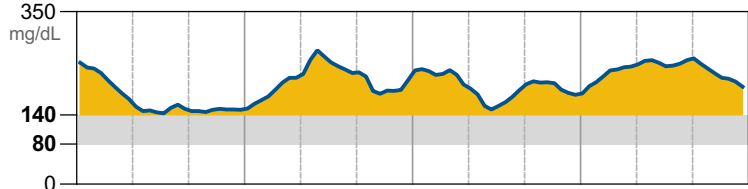
Average Glucose	Time In Target	Time Below Target	Time Above Target
<b>228</b> mg/dL	<b>0%</b>	<b>0%</b>	<b>100%</b>

Sat  
26 Mar



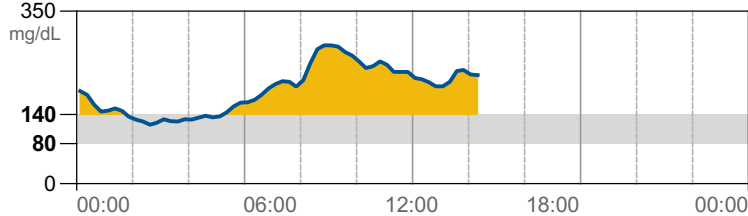
Average Glucose	Time In Target	Time Below Target	Time Above Target
<b>205</b> mg/dL	<b>6%</b>	<b>0%</b>	<b>94%</b>

Sun  
27 Mar



Average Glucose	Time In Target	Time Below Target	Time Above Target
<b>203</b> mg/dL	<b>0%</b>	<b>0%</b>	<b>100%</b>

Mon  
28 Mar



Average Glucose	Time In Target	Time Below Target	Time Above Target
<b>191</b> mg/dL	<b>24%</b>	<b>0%</b>	<b>76%</b>

**14 March 2016 - 28 March 2016**

Average Glucose	Time In Target	Time Below Target	Time Above Target
<b>207</b> mg/dL	<b>9%</b>	<b>1%</b>	<b>90%</b>